

How to access the IBTTA Exhibitor Management Portal

If you have been designated as a Lead Generation contact, you automatically have access to this exhibitor management portal where you can modify your company's profile. Personnel should already be registered for the event before being assigned as Lead Gen in the app. *(Separate instructions will be provided to guide you in using the lead retrieval system during the event.)*

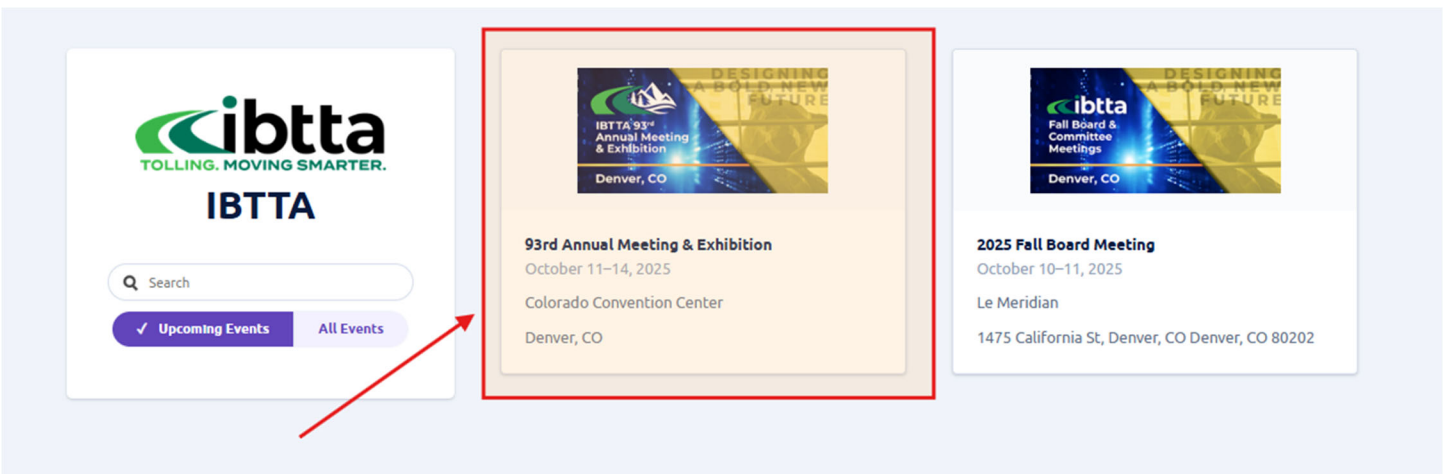
If you are not registered to attend the meeting, you can still be designated as a Lead Gen contact to access the portal. Just let me know by sending your name and email address to tlankford@ibttta.org.

To begin, **you must log in to the app with the same email address used on your IBTTA user account.** This will be the email address that will be used to send you a "Log In" authentication message from noreply@rdmobile.com.

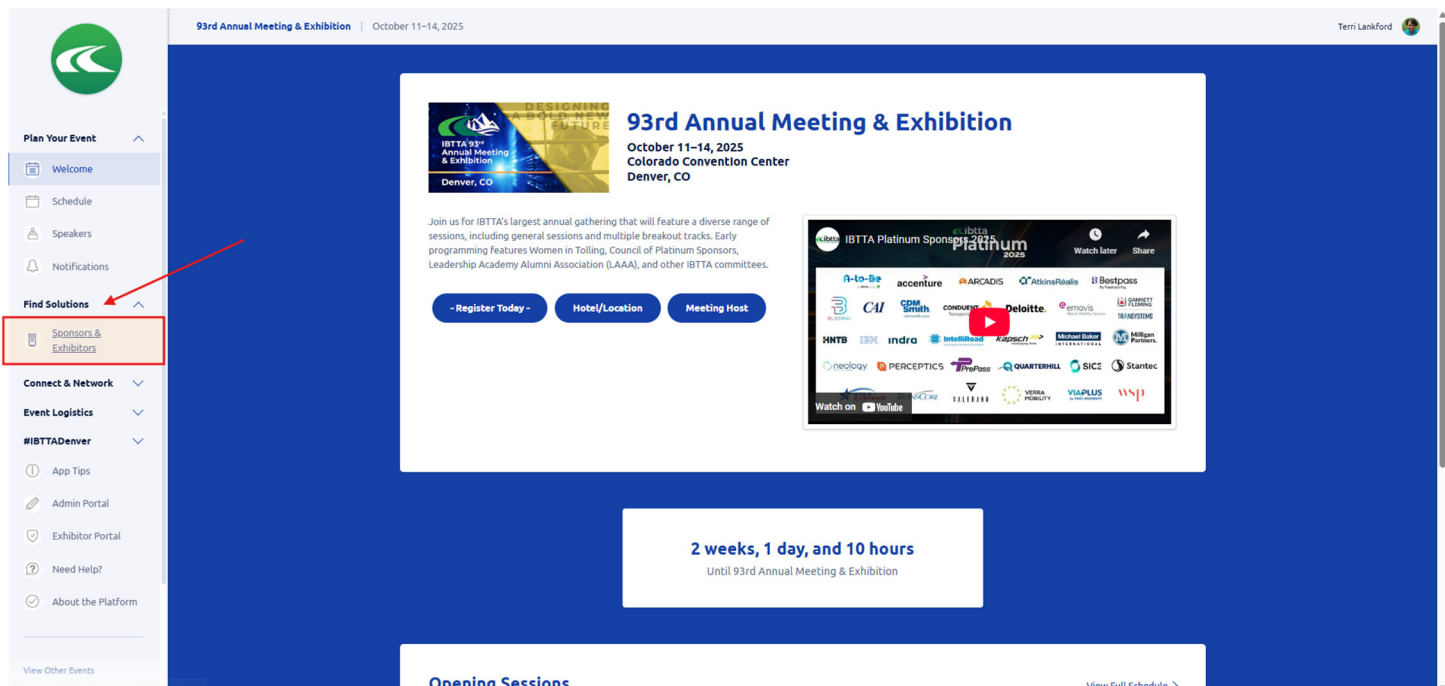
STEP 1 — Access the IBTTA app at <https://events.rdmobile.com/Events/Portal/18650>

from your desktop web browser. (You will not have access to the exhibitor management portal on the mobile version.)


STEP 2 — Select the **93rd Annual Meeting & Exhibition** event.



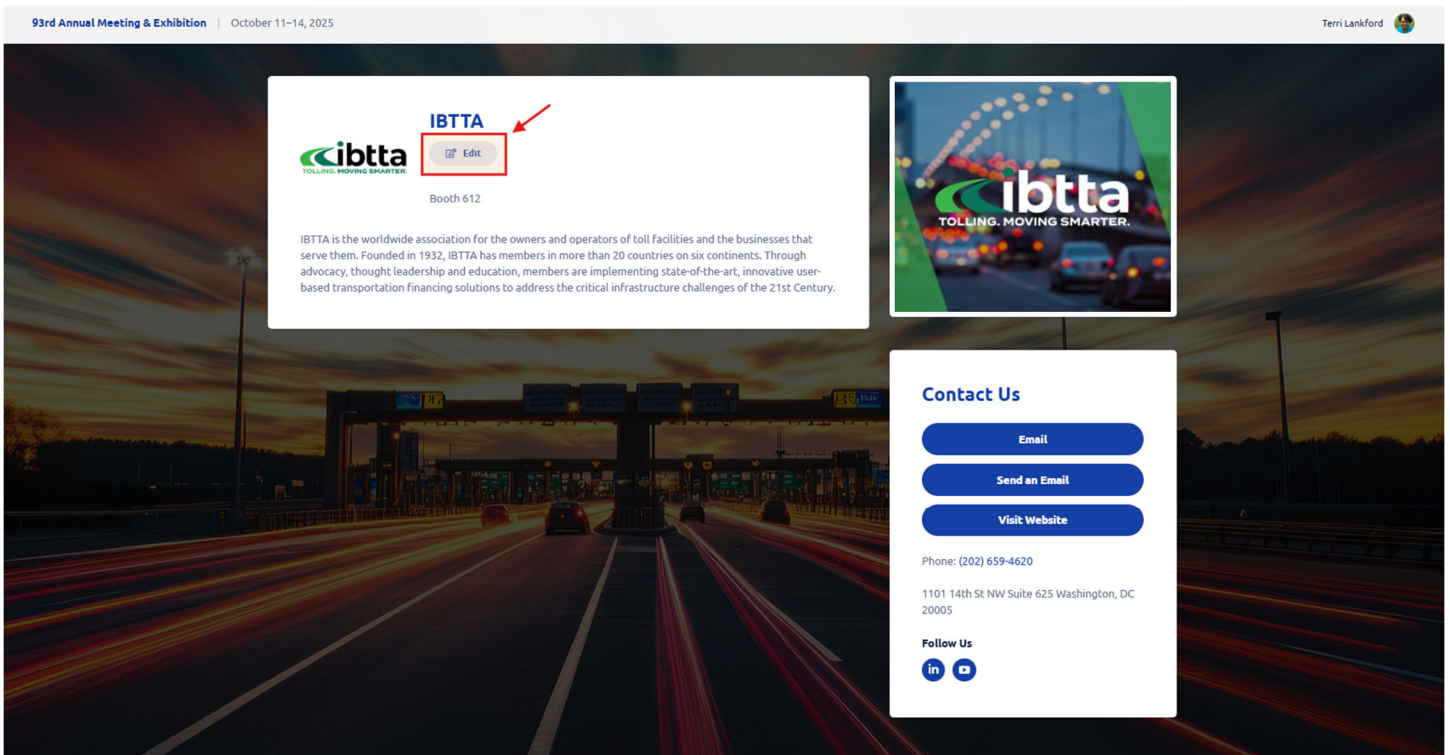
STEP 3 — Once you enter the event, review the menu items on the left sidebar. Click on **Find Solutions** and then click on **Sponsors & Exhibitors**.



STEP 4 — Locate your exhibit listing and click on either your logo or company name to access your profile.



STEP 5 — Click on the “Edit” button which will be found near your logo.



STEP 6 — Click on Edit Content.

Exhibitor Management Portal

IBTTA

93RD ANNUAL MEETING & EXHIBITION

Welcome to the Exhibitor Management Portal!

Use this tool to review and edit the information about IBTTA that event attendees will see on the 93rd Annual Meeting & Exhibition website and mobile apps.

View Live Content

 [View on 93rd Annual Meeting & Exhibition Website](#)

Edit Content

 [Edit Information](#)



Associated Registrants

[Edit Associated Registrants](#)

Add or remove registrants to or from IBTTA. Registrants added here will have access to this exhibitor management portal.

Download CSV Reports

 [Contact Leads List](#)

A list of all users who have asked to be contacted for further information about IBTTA's services.

 [QR Leads List](#)

A list of all users who have "checked in" with IBTTA through the mobile app by scanning a QR barcode, or by one of your representatives scanning the attendee's personal barcode.

Logged in as Terri Lankford [Log Out](#)

STEP 7— Make your desired modifications in available fields.

Cancel Save

Edit Public Information

IBTTA

Name

IBTTA

Description

B *I* U ↶ ↷ ✂ 📄 📁 <>

IBTTA is the worldwide association for the owners and operators of toll facilities and the businesses that serve them. Founded in 1932, IBTTA has members in more than 20 countries on six continents. Through advocacy, thought leadership and education, members are implementing state-of-the-art, innovative user-based transportation financing solutions to address the critical infrastructure challenges of the 21st Century.

P

58 WORDS POWERED BY TINY

Website URL

https://ibtta.org

Contact Email

tblankford@ibtta.org

Hide Contact Email?

If hidden, the contact email address will only be used as the destination address for user contact requests, if available.

Address

1101 14th St NW
Suite 625
Washington, DC 20005

Phone

(202) 659-4620

Keep scrolling for more fields...

Keep at it... Get your social media in there!

LinkedIn URL

<https://linkedin.com/company/ibtta>

Instagram URL

X URL

YouTube URL

<https://www.youtube.com/ibtta>

Facebook URL

Schedule Appointment URL

If set, a button labeled "Schedule Appointment" will appear on your public listing, and it will open the specified URL when clicked.

First custom Exhibitor value

Second custom Exhibitor value

Logo Image

Optional; PNG or JPEG image, no larger than 600x160px and no heavier than 200kB



[Upload New Logo](#)

[Remove](#)

Header Image

Optional; 960x540px; less than 1 MB; displays on desktop if no video is provided, displays on apps behind video button

[Upload New Header Image](#)

[Remove](#)

Keep scrolling for more fields...

More chances to enhance... Maybe embed a video to highlight your group!

Logo Image

Optional; PNG or JPEG image, no larger than 600x160px and no heavier than 200kB



 Upload New Logo

 Remove

Header Image

Optional; 960x540px; less than 1 MB; displays on desktop if no video is provided, displays on apps behind video button

 Upload New Header Image

 Remove

Background Image

Optional; 1920x1080px; less than 1 MB



 Upload New Background Image

 Remove

Video Content

If a video is configured, the Header Image will be hidden.

Video platform

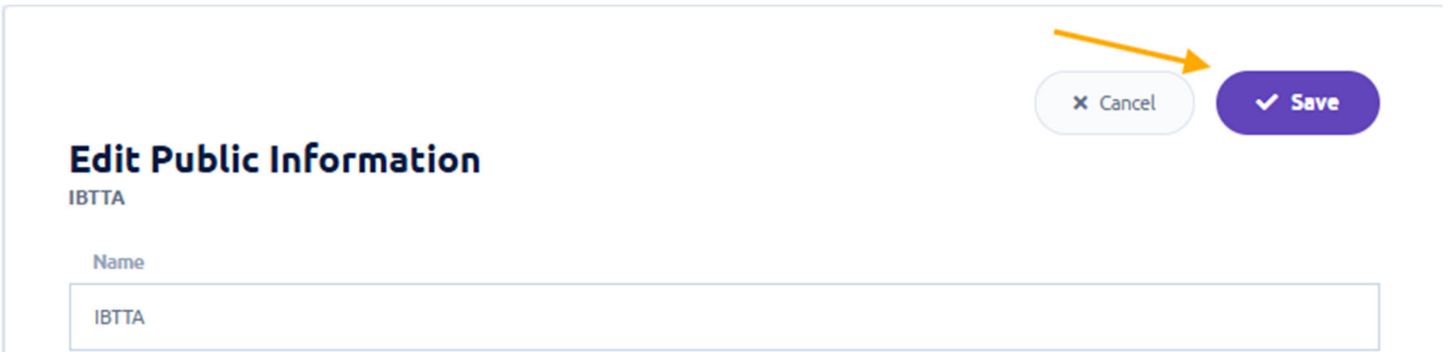
- none
- Embedded Vimeo video
- Embedded YouTube video

Video ID

Please enter only the unique video ID, not the full URL.

Almost done. Get ready to celebrate how awesome your company's profile will look.

STEP 8 — Scroll back up to click “Save”

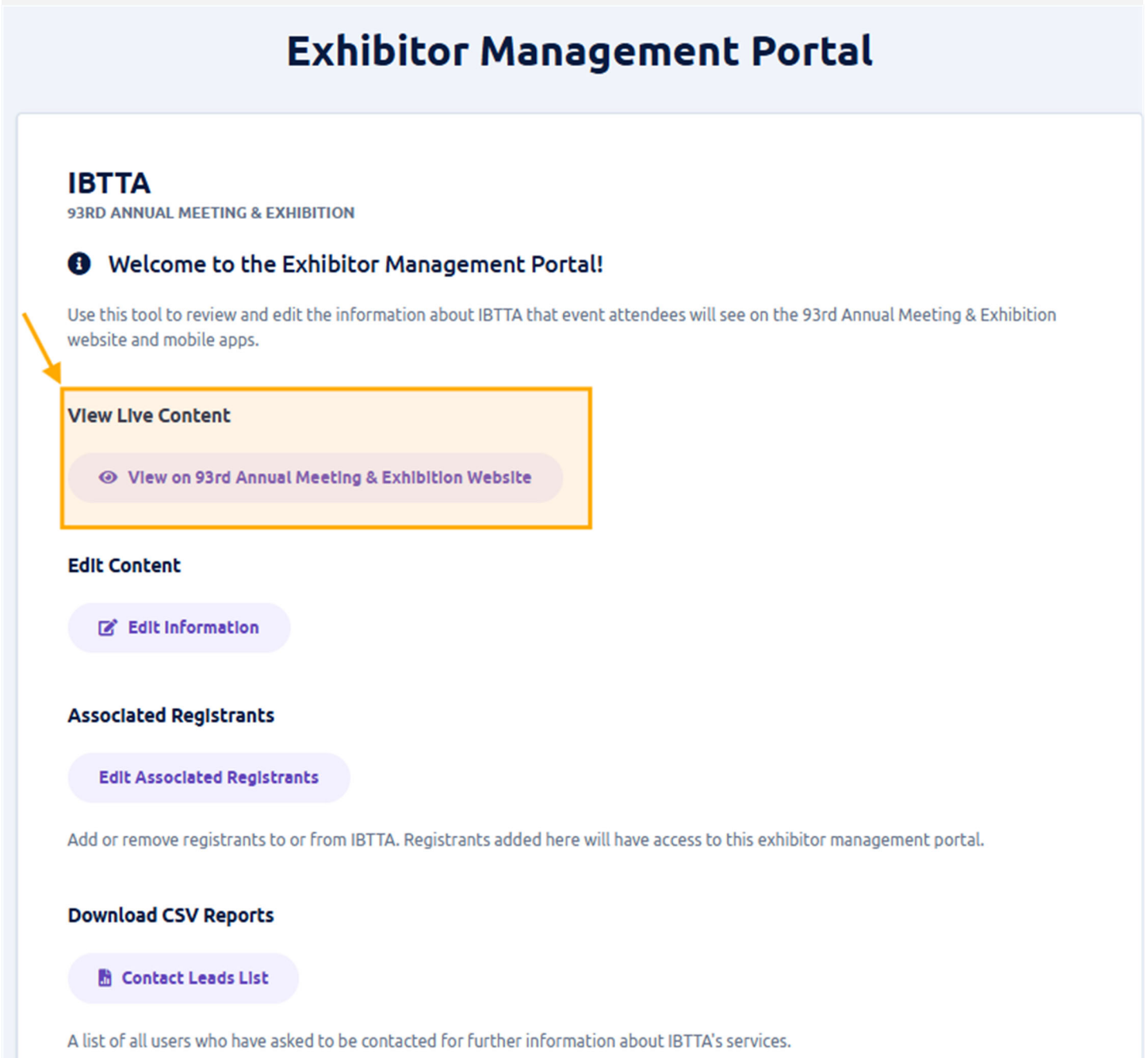


Edit Public Information
IBTTA

Name
IBTTA

[Cancel](#) [Save](#)

You can view your finished work by returning to the Exhibitor Management Portal page and clicking the link under the “View Live Content” section...



Exhibitor Management Portal

IBTTA
93RD ANNUAL MEETING & EXHIBITION

i Welcome to the Exhibitor Management Portal!
Use this tool to review and edit the information about IBTTA that event attendees will see on the 93rd Annual Meeting & Exhibition website and mobile apps.

View Live Content

[View on 93rd Annual Meeting & Exhibition Website](#)

Edit Content

[Edit Information](#)

Associated Registrants

[Edit Associated Registrants](#)

Add or remove registrants to or from IBTTA. Registrants added here will have access to this exhibitor management portal.

Download CSV Reports

[Contact Leads List](#)

A list of all users who have asked to be contacted for further information about IBTTA's services.

(Then make sure your colleagues check the app on their phones so they remember how good you are!)